



# How To Measure A Chair


Measuring technique applies to one piece chair, two piece chair, love seat and ottoman.

Place your order online for faster service!

[www.ChairCarePatio.com](http://www.ChairCarePatio.com)

## CHAIR BACK

Measure Top Width




Measure Bottom Width



Starting a few inches down from the end of the metal sling rails, place your tape measure where the fabric disappears into the frame or rail and measure across to the other side. Measure to the closest 1/8". Repeat for the bottom width.

## CHAIR SEAT

Measure Length



**DO NOT** measure the old sling. Measure on the chair frame with the old sling tightly installed. We will add the necessary fabric for hems and fabric inside the sling rail.

Starting at the top of the chair rail, place your tape measure at the top and follow the metal rail down the length of the chair. Measure to the closest 1/8".



Record Your Measurements Here:

I Piece Chair	
Top Width	
Bottom Width	
Length	

2 Piece Chair	Seat	Back
Top Width		
Bottom Width		
Length		









Fabric Selection: \_\_\_\_\_



# Important Instructions

Please review these important instructions before placing your order.

## Do's and Dont's

	PLEASE Measure with the sling tightly installed on the frame of the chair. Make sure the sling rails are fully tightened to the frame. Bolts holding the sling rails to the frame should not be loose.
	DO NOT measure the old sling, uninstalled from the chair frame. Your new sling will not fit.
	Do NOT add anything to the measurements. Chair Care Patio will add for hems and fabric inside the sling rail. Promise!
	When in doubt, round up to the nearest 1/8" on the width and 1/4" on the length.
	VIEW our installation instructions before ordering. Chair Care Patio is not responsible for the inability to install your new sling.
	Record your measurements and fabric selection using this handy measuring guide. File this booklet in a safe place for future reorders.
	Check the status of your order by logging in to the website or send an email to <a href="mailto:info@chaircarepatio.com">info@chaircarepatio.com</a>
	Please plan ahead for parties or events. Lead times for custom made replacement slings vary depending on the time of year. Average lead time is 15 -20 working days plus ship time.

## Sling Styles We Don't Make



We do not make replacement slings for chairs with rails that run horizontally, or on the top and bottom. These slings are VERY difficult to fit and install. These frames were sold at big box stores like Sam's, BJ's and Costco.

*www.ChairCarePatio.com*

8700 Sovereign Row Dallas, TX 75247 1-866-638-6416